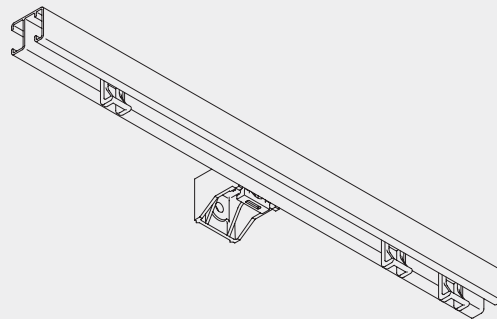


## Hand Operated Curtain Track System

# Silent Gliss® 1280



### Product Information

- Versatile hand operated curtain track system for contract and domestic applications
- For medium to heavy weight curtains
- Patented roller gliders glide on rim of front channel with very little friction for smooth and easy operation
- Standard profile colour: white
- Easy wall or ceiling fixing
- Available in 4m, 5m and 6m lengths
- Can be bent

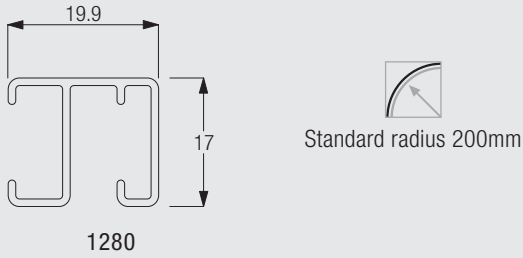


1280

[www.blindtrack.co.uk](http://www.blindtrack.co.uk)

Blindtrack  
Unit 23  
Orbital 25  
Dwight Road  
Watford  
WD18 9DA  
020 8421 6605  
[sales@blindtrack.co.uk](mailto:sales@blindtrack.co.uk)

## Profile, Bending and Specification Information



The standard radius is recommended for optimal operation. The minimum possible radius is 150mm.

**Specification Guide-** download from [www.silentgliss.co.uk](http://www.silentgliss.co.uk) (password required).

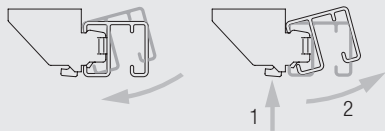
Silent Gliss 1280 hand drawn curtain track in white powder-coated aluminium. Use roller gliders 3922 at 10/m, fix to wall with brackets 3630/3660, ceiling with brackets 3603 every 300mm. Fit endcovers 3985.

## Fitting Information

### Bracket positioning and fixing with universal brackets 3603, 3630, 3655, 3660



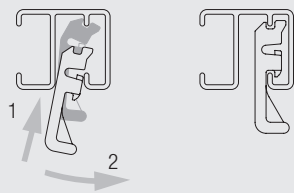
The fixing distances are meant as a guide only: they may vary in practice depending on the surface and curtain weight.



Installation: Roll track onto bracket in direction indicated  
Removal: 1. Press to release 2. Rotate forward for removal



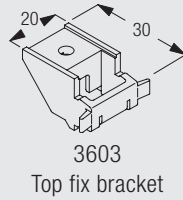
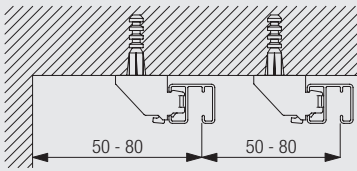
### Quick-clip glider 3933



System 1280 is supplied with 3922 roller glider as standard, quick-clip glider 3933 is available as an optional accessory.

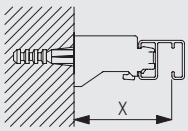
## Fitting Options

### Ceiling fix with bracket 3603

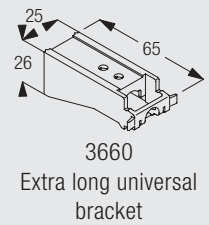
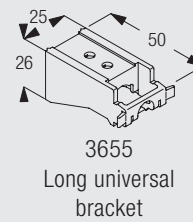
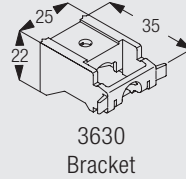


The final distances may be outside of the recommendations above depending on curtain heading, make-up and any obstructions.

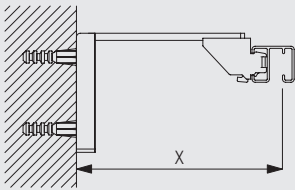
### Wall fix with universal brackets 3630/3655/3660



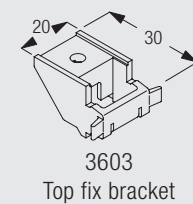
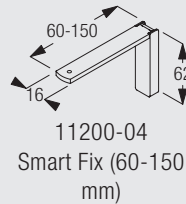
	X (mm)
3630	42
3655	57
3660	72



### Wall fitting with Smart Fix 11200-11204 and bracket 3603



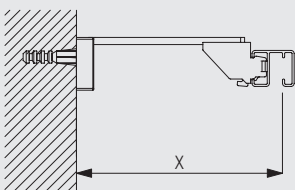
	X (mm)
11200	80
11201	100
11202	120
11203	140
11204	170



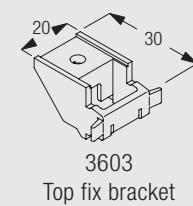
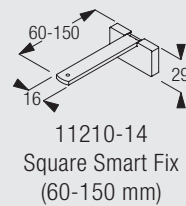
Brackets feature thread for screw SG 10492 (M4x8) for fixing bracket SG 3603.



### Wall fitting with Square Smart Fix 11210-11214 and bracket 3603

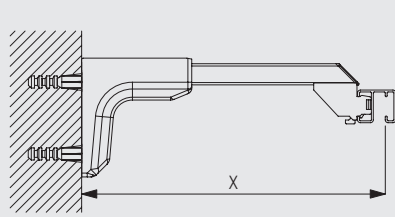


	X (mm)
11210	80
11211	100
11212	120
11213	140
11214	170

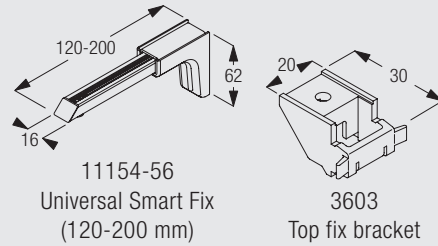


Brackets feature thread for screw SG 10492 (M4x8) for fixing bracket SG 3603.

## Wall fitting with Universal Smart Fix 11154-11156 and bracket 3603



	X (mm)
11154	130-158
11155	160-188
11156	210-238



Brackets feature thread for screw SG 10277 (M4x12) for fixing bracket SG 3603.


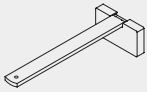
## Standard Accessories

			1280	Profile	
3630	Bracket		3922	Roller 3911 in strip form	
3985	Endcover				

## Optional Accessories

3603	Top fix bracket		3620	Connecting bridge	
3660	Extra long universal bracket		3932	Spring stop	
3933	Glider 3933 in strip form		3942	Endstop	
3975	Overlap arm for pulling by hand		10430	Draw rod with hook, 50cm	
10431	Draw rod with hook, 75cm		10432	Draw rod with hook, 100cm	
10433	Draw rod with hook, 125cm		10434	Draw rod with hook, 150cm	
11154	Universal Smart Fix, 120 mm set		11155	Universal Smart Fix, 150 mm set	
11156	Universal Smart Fix, 200 mm set		11200	Smart Fix, 60 mm set	
11201	Smart Fix, 80 mm set		11202	Smart Fix, 100 mm set	

1280

11203	Smart Fix, 120 mm set		11204	Smart Fix, 150 mm set	
11210	Square Smart Fix, 60 mm set		11211	Square Smart Fix, 80 mm set	
11212	Square Smart Fix, 100 mm set		11213	Square Smart Fix, 120 mm set	
11214	Square Smart Fix, 150 mm set		3935A	Overlap arm straight with S-hook 3949	
3936A	Overlap arm with s-hook 3949				

## Useful Information and Sewing Accessories

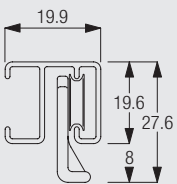





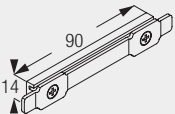
Diagram uses standard 3922 glider and is measured to the inside of the glider eye. For optional gliders substitute dimensions below:  
 3945/3946 = 8mm  
 3933 = 8mm

3562	Standard tape		3582	Hook	
3599	Hook				



1280

## Useful Measurements

3620	Connecting bridge	
------	-------------------	---